

**Committee 2009 – 2010**

**President:** Kate Gentelli 9572 1116  
**Vice President:** Brenda Law 9310 6974  
**Secretary:** Beverley Clark 9296 8203  
**Treasurer:** Josephine Digweed 9294 3837  
**Committee:** Ros Joyce 9305 5175  
Helen Armstrong 9343 2253  
Helen Armstrong 9572 1337  
Bev Blackwell 9572 1337  
0411 245 309/6460 0770  
bev@iinet.net.au

**WA Groups – Metro Area**

Dianella 9279 5120  
Ellenbrook 9296 8203  
Embroiderers' Guild (Every Mon. 9.30 -12) 9339 5873  
Hills Lace (Kalamunda) Patricia Kington 9292 2358  
(Kalamunda Learning Centre – Mondays 9:45 -11:45 a.m. during school term time)  
Lacecargot (Kallaroo) (Alt. Saturdays 2-5) 9401 7760  
Leschenaultia (Mt Helena) (Every Wed:7-9p.m.) Kate Gentelli 9572 1116  
Mandurah (Every Thurs. 1-3:30) Margaret Langley 9534 2061  
McDougall (Como) Shirley Burbidge 9336 3009  
(1<sup>st</sup>, 3<sup>rd</sup> & 5<sup>th</sup> Sats. 2-4:30)  
Ocean Reef (Mon. Mornings) Christine Peckham 9307 2180  
Ring of Tatters (2<sup>nd</sup> Sat. each month 10-2) Constantia Boujois 9446 2744  
Shelley Lace (Every Friday 9:30 – 12.00) Mary Wiedermann 9457 1561  
Wanneroo (Weds. 10-1) Estelle Dearden 9305 1314  
Wire@Play (Occasional Sats) Britt Fairchild 9305 5175  
or Ros Joyce 9343 2253

**WA Groups - Country**

Albany (2<sup>nd</sup> and 4<sup>th</sup> Mons. 10-4) Helen Abbey 9841 3878  
Bunbury (alt. Weds. 10-3) Zetta McCormack 9721 2978  
Busselton (alt. Weds. 10-2) Sheila Crozier 9752 1294  
Collie (alt. Weds. 10-3) Lyn Howells 9734 3957  
Esperance (Bay of Isles) Jennifer Cox 9071 7767  
Exmouth Christie Wareham- 9949 1493  
Norfolk  
Geraldton Kate Patience 9964 6136  
Kununurra (Thurs. 7 till late) Jenny Brandis 0408 811 398  
Narembeen/Hyden Merilyn Findlay 9062 0026

Please ensure the Secretary has up to date contact details for your group, including email address if available. Thankyou



LACE YARNS  
MAY 2010



WA Lace Guild 30<sup>th</sup> anniversary cake  
Scrumptious!

NB Leschenaultia Lace Day is 22 May, not 29 May as previously advised

## President's message

Happy 30<sup>th</sup> Anniversary to all members of the WA Branch of the Australian Lace Guild.

What a great weekend we had at Lace West celebrating our Anniversary

A huge thank you to our tutors, Pat Milne, Margaret Arandle and Olwyn Scott for sharing their knowledge and skills with us so willingly and enthusiastically over the weekend. There was so much workshop activity it was hard to drag people away from their work to eat or sleep!

Thank you to all those members who came to Lace West and made it so wonderful. Thank you to the Committee members for their hard work in organising and preparing for the weekend. Special thanks to Bev Blackwell, Helen Constable and Jo Weir, for being so willing to do those extra jobs for us. Our anniversary dinner was very enjoyable. Everyone was asked to wear lace, and we saw some beautiful pieces decorating each wearer's outfit. Thank you to everyone who attended for making it such a special night.

Margaret Lewington and Margaret Arandle, both members of the original West Australian Committee, cut the Anniversary Cake. They were each presented with a Certificate of Appreciation for the enthusiasm and support they have shown to lacemaking in this State over the last 30 years.

The cake was decorated with an edible photograph of lace made by me for the occasion, and the pattern is printed in this edition of Lace yarns.

Congratulations to Zetta McCormack, the overall prize winner in the "Wildflowers competition" with her entry "Hippeastrum" which won her the book Women of Flowers: Botanical art in Australia from the 1830s to the 1960s by Leonie Norton

Most popular choice was presented to Kath Shadbolt for her entry "Fringed Lily" which won a beautiful jarrah potpourri bowl.



## LACE DAYS 2010

MAY 22 10:00am – 2:00pm Morning tea and lunch available Bring your lace and enjoy the day	LESCHEAULTIA Scout Hall, Chidlow St, Mt Helena
JUNE 26 10:00am – 2:00pm Lunch available	LACECARGOT St Ives Retirement Village Kallaroo
JULY 24 10:00 am – 2:00 pm <b>AGM starts at 10:30</b> , followed by guest speakers from OI DFA BYO lunch and lace, morning tea provided	ANNUAL GENERAL MEETING St David's, Bombard Street, Ardress
AUGUST 28	BUNBURY
SEPTEMBER 18 9:30 am – 1:30 pm BYO lunch and cup please	Queens Park Recreation Centre Cnr Centre & George Streets Queens Park
OCTOBER 23	MANDURAH
NOVEMBER 27	CATTERN'S DAY

If any group requires bobbins on their lace day please contact Brenda Law on 9310 6974.

## TRASH AND TREASURE

Contemporary Tattling: New Designs from an Old Art", by Judith Connors. \$30 plus postage. Contact Chris Peckham 08 9307 2180 or 0402 006 878 or email [csndinoz@tpg.com.au](mailto:csndinoz@tpg.com.au)

The July issue of Lace Yarns will be delayed as a number of committee members and the editor will be in Japan for the OI DFA Congress. A report will be given at the AGM.

## PERTH ROYAL SHOW 2010

This year the Guild is offering \$20 sponsorship for each class and \$50 in prize money for the Best Exhibit

Classes this year are Novice, Open and Master. Intermediate has been deleted. The Master class is for those lacemakers who have previously won Best Exhibit. Lacemakers who have previously won Best Exhibit cannot enter the Open class. You may have two entries in each class.

Note that crochet and knitted laces are to be entered in their respective sections, and that macrame is to be entered in the Handcraft section.

The Royal Show Creative Crafts Schedule will be available at the end of May - the Guild will have copies and it can also be accessed on-line at [www.perthroyalshow.com.au](http://www.perthroyalshow.com.au). Please note the "judging points for exhibitors" which appear in the Schedule.. Entries close at 4:30pm 30th July 2010

My email address is [bglencross@tribal.net.au](mailto:bglencross@tribal.net.au) or phone 9275 4918 should you have any queries.

Judy Glencross

## RESCUED KNITTED LACE (as displayed on the cover of Lace Yarns March 2010

Sometimes among the doyleys in an op shop or even an antique shop, is a crumpled piece of work which turns out to be knitted. Knitted lace, when not blocked and starched, doesn't look very attractive at all, so for a few years, when I have come across them, I have taken pity on these unloved trifles and taken them home for some TLC.

When they are washed, starched and blocked, the transformation can be startling and they can be used and appreciated again. The designs often turn out to have interesting features which are worth recording too, so don't pass them by and you may have some pleasant surprises.

Margaret Lewington

## 30<sup>TH</sup> ANNIVERSARY COMMEMORATIVE BOBBINS.

Available from Britt Fairchild  
The bobbins will cost \$15 each.  
Please place any bobbin orders with Britt

First prize in the "Traditional Bobbin Lace" section was awarded to Beverley Clark for her entry "Sunflower" which won a bobbin painted by Britt Fairchild  
First prize in the "Other traditional laces" section was awarded to Michelle Bedford for her entry "Hot Flowers" which won a pin wheel painted by Britt Fairchild

First prize for the "Contemporary" section was awarded to Elsa van Baaren for her entry "Ready for the Melbourne Cup", which won a beautiful display frame for her next piece of lace.

Congratulations to all those winners and to all our entrants in the Wildflower competition. The judges had a very difficult time choosing the prizewinners.

Prior to Lace West, the Shelley group organised a very pleasant lace day at Riverton Baptist Church. We definitely had a quality select group attending with lots of talk and catching up, and some lace making. We were as usual treated to a very tasty lunch. Thank you to Mary and her group

Usually at this time of year we would be demonstrating at the Craft and Quilt fair. This year we have been asked to pay for the privilege. The Committee decided that we don't attract sufficient new members through demonstrating at this fair and have chosen not to be involved.

Happy Lacemaking. May we see another 30 years!

Kate Gentelli

## WA BRANCH AGM

Saturday July 24<sup>th</sup> at St David's church in Ardross.

The meeting will start at 10.30am.

We will need reports from each group.

These can be emailed to the Secretary Beverley Clark prior to the meeting.

In this edition of Lace Yarns you will have received a


## Nomination form for the 2010 – 2011 WA committee.

The current members of the committee are happy to be re-nominated. There are currently seven members on the committee, we can have nine, so if you are interested in joining this enthusiastic team then please ensure your nomination is received by the Secretary



**Milanese with Margaret Arandle**

In our Milanese workshop we went meandering on the ground, wearing our mittens with beads in our hair, collecting ammonites in our basketweave, looking for orchids, carrying grenades, to protect ourselves from the little spiders on the lattice and the fish.



Meanwhile, Margaret had a few crossbuds to say and we finished our workshop covered in Maltese spots.

Helen Constable

**Needlelace with Olwyn Scott**


Eight lacemakers enjoyed learning a variety of needlelace stitches and technique.

The first evening was spent attempting to make 3 dimensional gumnuts that varied in size from 'finger beans' to bucket-sized nuts. On the Saturday we chose our patterns to work on, all wonderfully pre-prepared with foundation cordonnets by Olwyn.

Two students chose to learn Reticella, we had a complete novice who produced a small coloured leaf sampler and the other students varied between working on traditional white needlelace and contemporary coloured work.

Bullion picots, ardenza point, pyramid stitch, overlapping picots with beads, loop stitch star, and Venetian picots were some of the stitches learned.

Christie Wareham-Norfolk




**Are you attending the national workshops in Queensland this year?**

The National Committee has offered a \$500 grant to assist one member from WA to attend the national workshops in Queensland.

The local committee is also offering two \$250 grants to assist members to attend.

In order to be in the running for one of these grants, could you please give your names to our secretary Beverley Clark before the AGM in July



30th Anniversary Lace  
 30 pairs madeira tanne 30  
 + 1 gimp pair perle 8

**Invisible joins, Fine Torchon and Colour in Lace with Pat Milne**

Over, under, around!!! Over, under, around!!! No, that's not right.  
 Under, over around!!! Under, over, around!!! No, still not right  
 Please Pat - could you show me again?  
 It looks simple when Pat does it - where on earth did she place that crochet hook?  
 Okay, let's try again!!  
 Under, around !! or was that Over, around.



Help! Ah good, she is demonstrating to Bev. I will sneak over and have another look.  
 Right. Under and around - I am sure that is what she said.  
 Under and around what!! HELP!!  
 She mentioned a passive - which passive!!! HELP!!  
 Why didn't I blow up the pattern like Truus did - then I could see which passive!! HELP!!

It took me 2 sessions, but I think I have it. My finished piece looks wonderful - aren't I the smart one. Please don't ask me to explain it to you though.  
 Thanks Pat, for a wonderful time learning invisible joins and torchon in colour.  
 Thanks for your time, patience, encouragement and for repeating to us so many times what to do.  
 Thanks too for the lovely patterns, and again for your patience.

**LESCHENAULTIA LACE DAY**  
 Saturday 22<sup>nd</sup> May 2010  
 10am – 2pm  
 Mt Helena Guide/Scout Hall  
 Chidlow Street  
 Morning Tea and lunch available  
 Come and finish off those workshop pieces



WILD FLOWERS COMPETITION



Above: Hippeastrum by Zetta McCormack




Above: Fringed Lily by Kath Shadbolt

Left: "I'm ready for the Melbourne Cup" by Elsa van Baaren



6

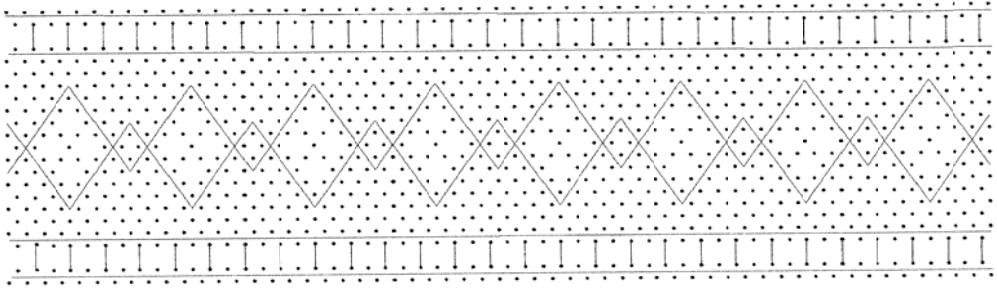
WILD FLOWERS COMPETITION



Above: Sunflower by Beverley Clark  
Below: Hot flowers by Michelle Bedford



CATTERN'S DAY CHALLENGE



Cattern's Day Challenge provided by Elsa van Baaren

You can

- use any stitches you like
- use the gimp or not
- enlarge or reduce it

- gather it around corners
- make it longer or as a bookmark or leave it as a straight piece
- use white or coloured thread **but you cannot change any of the pinholes.**

7