

PILLOW TALK

QUARTERLY NEWSLETTER OF THE HEARTLAND LACE GUILD

Issue # 82

Founded 1990

November 2010

PRESIDENT

Pamela Crouch
7760 Wice Church Rd
Boaz KY 42027
270-554-8905

pam.crouch50@yahoo.com

TREASURER/MEMBERSHIP

Bonnie Kipper
1251 Normal Ave
Cape Girardeau MO 63701
573-334-9247

pkipper@charter.net

SECRETARY/RETREATS

Doris Weaver
196 Apple Lane
Carbondale IL 62901
618-549-4137

daweaver@verizon.net

PILLOWTALK EDITOR

Sara Lewis Meyer
701 Windsor Woods
Paducah KY 42001
270-443-2152

smeyer@apex.net

BIRTHDAY CARDS

Sandra Humburg
P.O. Box 4296
Scott MO 63780
573-264-2665

humburgtoo@yahoo.com

LIBRARIAN

Claudia Hoff
647 Jean Court
Clarksville TN 37043

hjhcahoff@aol.com

PERMANENT COLLECTION

Lynn Hurt
404 Frankfort Lane
Benton KY 42445

ELH43@yahoo.com

HISTORIAN

Lise Thomsen
227 East Lake Drive
Cape Girardeau MO 63701
573-335-7487

lthomsen@charter.net

WEBMASTER

Joyce Macke
2743 Caufield Dr.
Cape Girardeau MO 63701

jmacke@intergate.com

CELEBRATE ...

the holidays with a Christmas Heart designed by **Lise Thomsen**. Lise taught "Lace with Dimension" for the Workshop at the Fall Retreat. The pattern for this Christmas Heart can be found on beginning on page 5.

Also, Lise generously donated a dimensional heart made with gold thread to the Permanent Collection. Look for the photo in the February issue.



WORDS FROM THE PRESIDENT

Greeting Lacers:

We had a delightful time celebrating our 20 years as a guild! It was great for me to meet some of the founding members and it was a treat for some of our long term members to visit old friends. I was so surprised to be awarded the Duchess of Paducah certificate; it is a wonderful honor, Thank You So Much!

As anticipated, we have been busy with our Demos. I hope you are able to participate in your area, if so make sure we are aware of your hard work. We would love to see pictures and a short description of your activities. We maintain a data base on our yahoo group page that list our demo locations and another that keeps up with our demo hours. I encourage everyone who participates to report your hours because the IOLI wants our report of activities and the database is an easy location to use.

We are also coming up on the holiday season; I hope everyone finds time to lace. Not only do we have Card Exchange, we're well into the planning of the upcoming Exhibit and Demo in April.

Go Forth and Lace!
Pam

P.S. I received the first entry for the Exhibit!





Heartland Lace Guild

Headquarters and Library
 Grace Episcopal Church,
 820 Broadway, Paducah, KY 42001
 270-443-1363

As a Charter Chapter of [International Old Lacers, Inc.](http://www.internationaloldlacers.org) The Heartland Lace Guild is a non-profit organization. The mission of the Guild is to promote interest in fine old laces and preserve them for posterity. We meet regularly to motivate and encourage each other to make lace and to learn from each other.

Anyone with an interest in making or collecting lace (of all kinds) is invited to join. Contact any member for more information or click on www.hlg.org for information and an application. Membership fee for one calendar year is \$12.00. Newsletters are emailed or posted. (For addresses outside the USA, please add \$4.00 for extra postage.) Commemorative membership bobbins are \$8.00. For payments from Europe, check out our webpage. Members are also entitled to borrow books from the HLG Library.

CALENDAR

HLG monthly meetings are held 10 AM – 2 PM on the 2nd Friday of the month, January – November, at Grace Episcopal Church in Paducah KY. **On the 2nd Friday of December, a holiday luncheon is hosted by our Cape members in Cape Girardeau, MO.**

2010 Contact person's *name* follows listed event
Dec 10 Holiday Luncheon at Lise Thomsen's home in Cape Girardeau MO. RSVP by Tues **Dec 7** -*Lise Thomsen*

2011 Special Dates

Apr 27-29 HLG Show and Demonstration, Paducah KY -*Pam Crouch*
Apr 29-May1 HLG Spring Retreat, Jonathan Creek KY-*Doris Weaver*

WEBSITES

Heartland Lace Guild www.hlg.org
 IOLI www.internationaloldlacers.org
 HLG Yahoo Chat Group
<http://dir.groups.yahoo.com/group/heartlandlace/>
 The "Arizona Site"
<http://www.cs.arizona.edu/patterns/weaving/lace.html>

2011 MEMBERSHIP DUES ARE PAYABLE NOW. You must pay your dues (\$12) by January 5, 2011 to be included in the Membership Handbook and receive the February PillowTalk. Also, you may order bobbins, including the 20th Anniversary bobbin on the membership form on **p.16.**

Contributors to this issue: Be sure to thank them!

- Lise Thomsen** – Front page Christmas Heart pattern, photos
- Dorcas Newkirk** - Photos and info about Evansville area lacemakers & tatters, Tatting Proficiency
- Candy Loveridge, Christa Burr and Lise Thomsen** – Fall Retreat photos
- Doris Weaver, Candy Loveridge** - Retreat Workshop article
- Pam Crouch** – Words from the President, announcements, photos
- Christa Burr**– Lace in Bruges and France; photos
- Birdie Anderson** –Tatted Garland Pattern with help by **Leigh Tiebot**

| <u>Contents</u> | <u>page</u> | <u>Contents</u> | <u>page</u> |
|--------------------------------------|-------------|---------------------------|-------------|
| Words from the President | 1 | Demonstrations | |
| 2010 Fall Retreat, Workshop | 3-4 | Lone Oak, Fort Massac | 10 |
| Christmas Heart Pattern | 5-6 | St Genevieve | 11 |
| 3 Yards Club and Tatting Proficiency | 7 | At the Meetings... | 12-13 |
| What's Happening in Our Lace World | | Rick-Rack Tatting Pattern | 13 |
| Lace in Bruges & France | 8-9 | Membership Form for 2011 | 14 |

HLG 2010 Fall Retreat and Workshop at Jonathan Creek

The HLG Fall Retreat was held October 22-24, 2010 at Jonathan Creek Conference in Kentucky.



We had a wonderful time as usual. **Lise Thomsen** taught a class on "Lace with Dimension" or stuffed lace. She also worked



Lise Thomsen, Claudia Hoff, Jeanne Wills

with us on the technique of "magic threads" used for keeping a place to sew in threads. We had the option of several pieces

with a heart or a fish to be picked for the first piece. Everyone picked a heart and there were 2 styles. One had the tassel at the top of the heart and the other had the tassel at the bottom. **Christa Burr** added black tassel and black beads as accents; others were red, pink or white. I looked at the picture of a pink heart and saw pink and white threads, and then ended up with ecru instead of white. I used blue as my other color. My next one will be a solid color with the tassel contrasting.



Christa Burr

We all drooled over the tatted bead ornaments that **Susan Groh** had made in a class, I think at IOLI convention. They were flashy and dangly. I told her if one was missing not to look in my bags.



Candy Loveridge ,
Joyce Macke and
Susan Groh happily
wear their completed hearts

Door prizes were handled by **Joyce Macke** who did a fine job.



Claudia Hoff picked a door prize at her first retreat

We saw the return of the beaded wine bag picked by Christa. Doris packed a cigar box and after the first one we knew a rolling crate was to be retrieved from the car. As always there were too numerous to mention them all. Our retreat gift bags were handled by Lise and enjoyed by us all.



Jeanne Wills lacing at her first retreat

The rooms have been reconfigured.

There are beds for 7 people to sleep and no place to store anything other than on another bed. I can't imagine the chaos in those rooms with 7 teenagers and one bathroom.

Susan and Jim Groh had their wares for sale and were very much appreciated. **Lise and Christa** also had sales going on. All the sales tables were lighter by the end of the retreat.

We missed **Sara's** jokes but **Lori Black** did have a few and gave us one after each massage. The massages were superb as usual. I might even have go to Paducah to get one.

-Candy Loveridge.



Lise Thomsen, Lori Black

Rainbow over the lake by
Lise Thomsen



HLG 2010 Fall Retreat and Workshop *continued*

More about the Retreat and a Report on the Annual Meeting

The Fall Retreat was the first retreat for **Claudia Hoff** and **Jeanne Wills**. They became familiar with the traditions of Goodie Bags and door prizes. **Christa Burr** experienced the phenomenon where “chickens come home to roost”. Several years ago, Christa placed a gag gift in the door prizes. The gag gift was a little white bag made of cheap pop beads. Tradition has it that the gift has to return at the next retreat. **Pam Crouch** was the last person to choose the gag gift and couldn't attend the retreat. She asked Doris to sneak the gag gift back



in with the other door prizes for the 2010 Fall Retreat. The surprise? Christa chose the door prize containing the tacky, little beaded bag that she had given years ago.

Robin opens a door prize. She donated several yards of lace she had made as door prizes!



Front row L-R: **Doris Weaver, Sandra Benne, Lise Thomsen, Jeanne Wills and Robin Bagwell.** Back row L-R: **Christa Burr, Susan Groh, Claudia Hoff, Joyce Macke, and Candy Loveridge**

Robin Bagwell demonstrated how she makes “Leaves and Tallies”. During Robin's demonstration, **Sandra Benne** realized that she had made enough “Leaves” to qualify for the 1000 Leaf Challenge, first level 333 leaves. See Proficiency, page 7.

Susan Groh suggested members might enjoy a tatting class. Members responded that it was a great idea for the next retreat.

During the evening hours, participants socialized with one another, made lace and shared with show and tell. All participants reported that they were looking forward to the 2011 Spring Retreat! **-Doris Weaver**

ANNUAL MEETING held during the Retreat -Spring Raffle Revealed



On Friday after dinner, **Doris Weaver** conducted the Annual Meeting for **Pam Crouch**, President, who was not able to attend the Fall Retreat.

Lise Thomsen was nominated and elected to serve as the Membership Officer. **Doris Weaver and Sandra Humburg** were elected to return to their positions, respectively, as Secretary and Birthday Card Coordinator.

Lise Thomsen donated a beautiful black lace shawl to the Heartland Lace Guild to be used for our fund-raiser project at the 2011 Quilt Show.

Doris Weaver lacing after the meeting

Tickets will be available from the website and in the February PillowTalk.

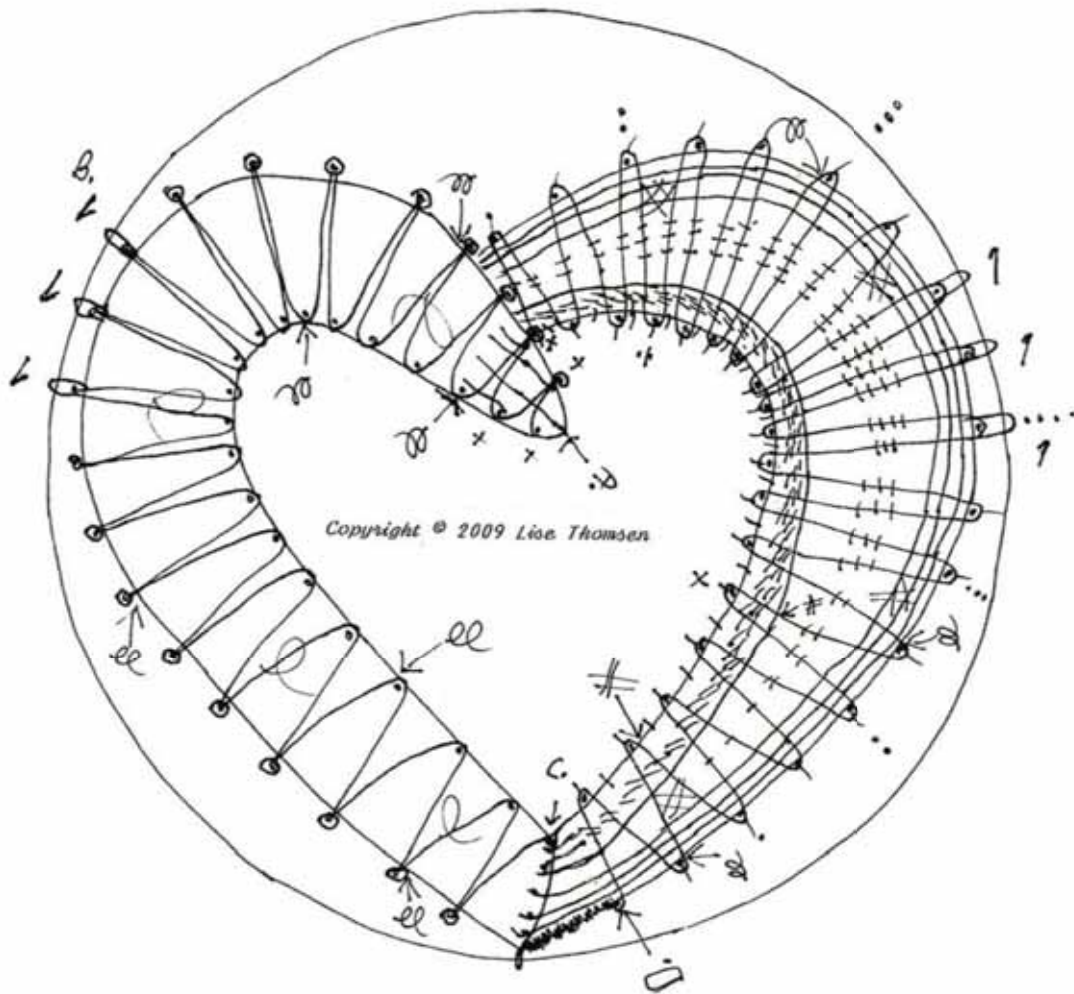
-Doris Weaver, Secretary





2010 Christmas Heart
by Lise Thomsen

Diagram for 2010 Christmas Heart.



2010 Christmas Heart.


6 pairs of Tatting cotton # 80.


4 pairs of DMC metallic. (the one on a spool)

9 – 2mm beads.

A 6 ½ cm. (2 ¾ ") metallic ring. (bracelet)

Half stitch = C-T 


Linen stitch = C-T-C 

Whole stitch = C-T-C-T 


Turning stitch = C-T-T-C-T

7 twists picot = 

Sewing around ring = 

Pair in = 

Pair out = 

Worker goes through metallic pairs as a gimp and metallic pair gets a twist. = 

Start by pinning the ring to your pricking. -- At **A.** hang on 3 pairs around each other. -- Start with one pair of #80 and 2 pairs of metallic. -- Twist left pair. -- A turning stitch with 2 right pairs. -- On the first pin between the 2 right pairs, hang on worker. -- Follow the diagram and start adding new pairs from a support pin, before pinning at the next 3 pinholes. -- At random at beads in the half stitches.

At **B.** sew around the ring with the worker. -- At **C.** before closing the pin, hang on a pair of #80, then close the pin. -- Place support pins on the right side of each pair, on the first hang on a pair of metallic. -- Work to the tip, **start by bring the worker through the metallic pairs like a gimp and each metallic pair get a twist.** --

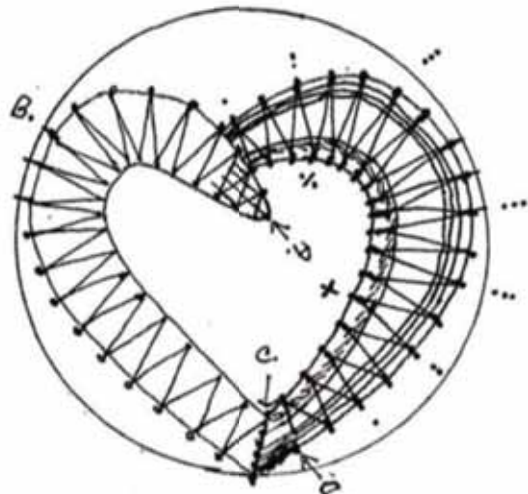
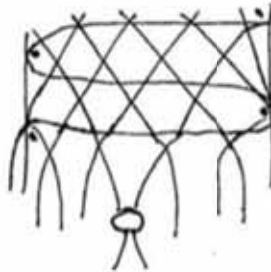
At the tip sew around the ring and braid to **D.** stopping when the worker is on the outside. -- Follow the diagram and **NOTE;** the dots outside the pricking that indicate the change of twists. -- At **E.** another metallic pair are added. -- At the end sew in using the sidebars. --

Sew pairs down with Half hitches and starch your lace.

Copyright © 2010 Lise Thomsen.

NOTE; In this Pillow Talk there is another Heart (the permanent collection) worked on the same pricking but I used the technique I thought at the last retreat. Lace with Dimension.

Add a bead in half stitch, by using a bobbin from 2 "neighbor" pairs.



Copyright ©2010 Lise Thomsen.

As a courtesy to the designers, please do not copy or reprint the original patterns in this newsletter without permission.



3 YARDS CLUB and TATTING PROFICIENCY HONORS

BOBBIN LACE 3 YARDS CLUB

NOVICE 8-12 pairs



Sandra Humburg completed her 3 yards in the Novice category years ago and sent in her paperwork. At last she is finally being recognized!

Sandra's granddaughter (right) is wearing her communion veil trimmed in lace.



ADVANCED 13-25 pairs



Claudia Hoff completed her Advanced 3 yards in September, just 4 months after joining HLG

1000 – LEAVES & TALLIES

PATIENCE! (333 Leaves)

During the Fall Retreat, **Sandra Benne** counted the leaves on her current project and discovered she had enough to qualify for the 333 tallies proficiency!



TATTING PROFICIENCY

APPRENTICE

Teresa Wells
Susan Lord-Hamal

ARTISAN

Susan Lord-Hamal

MASTER

Susan Lord-Hamal



Susan Lord-Hamal

...writes: "Thank you for the proficiency tests. I enjoyed it very much. I have been tatting since I was 5 years old and have learned by myself for years. With the internet, I have found many, many other tatters and feel I am a good tatter but I wanted to be able to go to some of the tatting shows and gatherings. With completing this Proficiency Test I now know I am ready and confident and feel more able to show my work."



Tatting by **Susan Lord-Hamal** on display at Taber Library