

# LACE CHATTER JUNE 2010

## WITWATERSRAND LACE GUILD



**Landscape in Spain Made and designed by Hiroko**

## Chairlady's Newsletter

### **Dear Guild Members**

The forth coming exhibition is greatly on my mind which will be on Friday 8<sup>th</sup> and Saturday 9<sup>th</sup> October. We have had a suggestion for a Teddy and Doll area; these are great because it will be visually appealing and bring height to the display.

Do you have any ideas how we can incorporate our **30<sup>th</sup> anniversary?**

The squares have been made up to 80cm, now the border has to be added. Thank you for the immense response; it has

been a huge success. Please encourage all your friends who wish to own this magnificent piece to visit the exhibition, when they will be able to buy raffle tickets.

We can make items for the sales table the guild will take a 20% donation of all items sold.

We have previously found Crosses and Christmas decorations to be very popular.

If you are volunteering to help at the exhibition please remember to have a name tag, it is more

personal for the public, plus they also see lace being use in both a practical and beautiful way.

**Lindsay Roper**

### Happy winter greetings to all Lace Friends

We are going in to the cold winter months now and this gives us the perfect opportunity to make more lace.

We so need to be a bit creative for us to enjoy life a bit better. So out with the bobbins and shuttles! The lace exhibition is on our doorstep. **What contribution do you have for this great biannual event?**

Complete the lace that has been on your board for the last five months (ha, ha or the last five years – just a joke), mount the lace from the last exhibition that was not completed and is waiting for the next opportunity to be exhibited.

We 'gotta' get going now! Go lacemakers and see what you can conjure up for this wonderful exhibition. Remember the articles we have made in different challenges over the last two years we need them for October 2010.

The lace articles will be collected in August and September by Rene', come and tell me what you need and I'll try and help where I can. I know the Pretoria Guild has their exhibition in September and some of us belong to both the guilds but I need your contribution as well.

#### **Note the following**

We have been invited to the following venues to show off our lace making so pay attention to this. We do need to get out there and show the public our craft, so that we as a guild can grow.

**This is very important. Sanella van Reyneveld has invited the guild to come and demonstrate and sell Lace in Wakkerstroom on 7 August 2010.** Wakkerstroom is a

### Editor's Letter

quaint little town, a truly historically rich venue for South Africans' and one of the Bird heritage sites world wide. A must for bird lovers.

St. Mary of Ireland church in Harper rd Bedfordview has a market on 4 September 2010, who would like to go and sell their lace goods?

#### **Alberton Handwerk Karnaval**

The Quilters are having their annual exhibition on the 19, 20 and 21 ????. In the Alberton City Hall. Would anybody like to join Ella at this Demonstration?

Let Ella or René know if anybody are interested in join them in these ventures!

#### **~AS YOU KNOW~**

The Guild celebrates its 30<sup>th</sup> Birthday this year. I would like to compile a 30 year celebration edition, in order to succeed I need the help of all the Guild members and lace friends. One section will be; short paragraphs on whom did I meet, where did we find ourselves ..., why or how did I become a lacemaker and what did we get up to in the name of lace!

Some brick a brack on the life of our precious lace guild. Any interesting articles: on people through the life span of our guild or any material to add to our celebration edition.

Always yours in lace

René



Young Russian lady worked in Russian Tape lace

REMEMBER  
THE  
EXHIBITION  
8 & 9  
OCTOBER



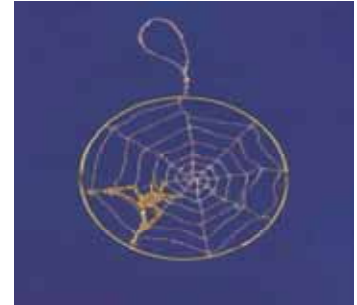
Butterfly in Withof

### COMMITTEE MEMBERS

Chairlady	Lindsay Roper	011 894 4044
Assistant to Chair	Annette Emdon	011 788 0155
Treasurer	Ella Steenbrugge	083 363 8576
Library	Louis Booyens	012 803 1238
	Judith Kannemeyer	011 782 8370
"The Tuesday evening Girls"	Annette Emdon	011 788 0155
Birthdays	Gale Hardy	011 268 6183
Lace Chatter	René Michas	011 908 9099

### Completed Spider Web

Spider instructions, photograph and pricking ©Jacky McDouall, 1998




### Where do we Meet

The Witwatersrand Lace Guild meets on the second Saturday of every month at:

PLACE: Roosevelt Park Recreation Centre  
C/o Preller Drive & Anton Van Wouw Street, Roosevelt Park  
TIME: 12:00 to 16:00  
TEA: R10 this includes your parking.

Bring your own lunch, visit with the members and have a fun filled afternoon.

Please wear your name tag. Bring your lace pillow with your lace in progress so we can see what you are up to. This also inspires others to make lace. Learning from each other is important because we are hands on Guild.



### The Legend of the Christmas Spider

Lacemakers world wide have an affinity with spiders and webs; and the members of the Lace list in particular have a close affinity, the spider being our symbol and arachne.com our address. This story inspired Jacky McDougall to design a Christmas tree decoration of a Spider on a Web. It is designed to fit inside a gold bangle and it is worked in gold and/or silver thread. It is very simple and very quick to make, and can be made even faster by using one pair of bobbins in place of the two pairs and twisting the threads instead of plaiting them.

First the story: Jacky is indebted to Dearn Kniskern in Virginia, USA, for this version.

Once upon a time on a Christmas Eve long ago, a family was preparing their home for the visit of the Christ child. Everything had been scrubbed and cleaned, and after the Christmas tree had been beautifully trimmed, the family went to bed. While they were sleeping, the little spiders who had been chased from their favourite nooks and crannies, crept back to wonder at the tree's glittering beauty. They crawled on every branch to see each shining ornament, but alas, in their excitement, they forgot to stop spinning their webs. After their inspection, the tree was shrouded with cobwebs!

When the Christ child came and saw what had happened, He smiled at the thought of the little spiders wanting to see His tree. As He blessed it, He touched each web to turn it into gold, and the tree shone with greater beauty than before.

That is how it came about that in many parts of the world each Christmas tree, to be complete, must have one golden spider.

Bev Daniel

### Instructions for plaited version

16 pairs (passives) with about 0.5 m gold thread on each bobbin, and 4 pairs (workers) with about 2 m gold thread on each bobbin. 2 pairs bobbins with 0.5 m of two strands gold thread wound together on each bobbin (spider), i.e. double thickness of thread. Or, 2 pairs with 0.5 m single strands of a thicker Gold thread.

Take 4 bobbins from 4 pairs (single thread wound bobbins) and secure them with pins to the top half of the pillow. Do an eight pair crossing. Plait each of the 8 bunches of bobbins outward from the centre like the spokes of a wheel. Add two pairs at A (workers) which spiral out crossing over the 'spokes' at each pin hole. Add one pair of the spider bobbins at B and one pair at C. Work round the web once more and add one pair of the spider bobbins at D and one at E. *Make sure that the spider threads go under the web plaits on this last circuit.* Work the spider so that it lies under the web threads and so will be on the 'right side' when finished. Work around the web again and when back at the spider before putting up pin F make the spider. Take the spider threads from pin D in at pin F and work with the 'spoke' plait out throwing them out just before pin H. Do the same with the spider threads from pin C, taking them into the 'spoke' plait at pin G throwing them out just before pin I, and the same for the spider threads from pins C & B; in at pins H and I, and throwing out just before the next pins on the 'spokes'. Continue round the web until the position where the bangle will be reached. Plait each 'spoke' another 0.5 cm out beyond the bangle. Lay the bangle onto the web. Take one of a pair and with a crochet hook, passing it first over the top of the bangle, pull it under the end of the spoke just inside the bangle and make sewing with the other bobbin in the pair. Do the same with all the other 'spoke' bobbins and tie off. Cut off all the bobbins *except one* bunch of 2 pairs. With these continue the plait for another 6-8 cm (depending on how long you want the hanging thread). Making a loop with the last 4 cm, tie a knot in the bunch and trim off the bobbins.

Variation for twisted web using fewer bobbins

Try twisting one pair of bobbins in place of plaiting two pairs of bobbins for the web. Give the workers an odd number of twists between the spokes for a better finish. Jacky likes to make the web in silver with a gold spider. She will be enclosing them in a dark blue card with a circle cut out as a special Christmas card for her nearest and dearest, with the story and the suggestion that they use it as a decoration on their Christmas tree (removed from the card of course).

This design may be reproduced for personal use but not sold, nor used in any publication without permission from Jacky McDougall. Permission to publish in newsletters etc. will be willingly given to any not for profit organisation that cares to ask.

## Lacemaking in South Africa

### HISTORY OF LACEMAKING IN SOUTH AFRICA

South Africa has no history of Lacemaking compared to the European countries. Wealthy ladies brought the lace collections with them or it was inherited from relatives in Europe.

After the Anglo-Boer war of 1900, Emily Hobhouse, a social worker from England (born 9 April 1860 in St Ives, Cornwall) assisted the devastated Boer nation to uplift themselves. She was thinking of starting lacemaking as a home industry scheme, so that they could use their time both productively and profitably. She was very much impressed with their sewing and crochet skills and if woman in Holland and Italy could do lacemaking on a profitable basis, why not in South Africa.

During 1908 Emily Hobhouse, accompanied by Johanna Rood, a nineteen-year-old girl from Ermelo, Transvaal, went to Europe to study lacemaking in München, Milan, Venice and Burano. There Johanna was taught the art as well as how to organize and administer such an industry. In Italy a patronizing committee, Amelia Ars, whose job it was to protect lacemakers from exploitation assigned a lady, Lucia Starace to accompany Johanna back to South Africa. They started the first lace school, in an old military barracks, at Koppies in the Orange Free State and Johanna was appointed the first principal.

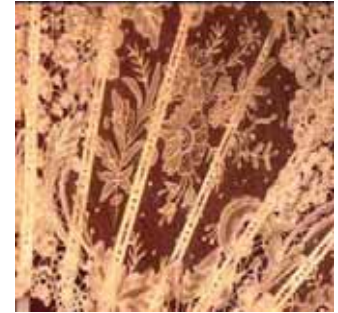
Due to the vastness of the country, it was almost impossible for most girls to travel to the school. Johanna en Lucia visited farmhouses on horseback, where they founded study groups. For economical reasons they concentrated on needle laces, which the girls enjoyed tremendously, because all that was needed was material, threads and a needle. Lace samples were periodically send to Amelia Ars for assessment. The committee

was extremely impressed with the high quality of work, considering the short period in which they managed to achieve it. Incidentally one of the pupils was a Hannah Kriel – perhaps a relative of mine!

In Koppies the first true South African pattern “Wag-’n-bietjie” (a South African Acacia tree), designed by Emily herself were born. Today a marvelous lace collection and original letters of Miss Hobhouse are treasures in trust at the Old Age Home in Koppies. As a result of financial difficulties the Lace School had to close down in 1938. Many of these magnificent pieces, made by mothers and grand mothers, are still privately owned.

There are beautiful lace collections housed by several museums and art galleries in South Africa

Manie Kriel



What type of lace is this ???



A selection of lace as exhibited in Schneeberg



The Lace place

PO Box 2126, Honeydew, 2040

Tel: 082 807 7858 Fax: 086 672 5902

Email: lacemakr@mweb.co.za

## News from The Lace Place

### Dear Lacemakers, Embroiderers & Friends,

Here on the Highveld, we are having some really wet and wintery weather already.

This is unusual as we should be going into the dry winter season.

If this is the start of the climate change, I am going to stoke up the fire and sit with my lace or embroidery until next summer, and during the Soccer World Cup the best place to be will be in front of the TV with some handwork.

I have plenty to keep me busy, what with the Withof lace doily that I started in

Yvonne Scheele's workshop here, This is going to be a long slow project.

I also have to finish some embroidery UFO's for the upcoming exhibition by the combined Witwatersrand Embroidery Guild and the Witwatersrand Lace Guild. This will be at the Roosevelt Park recreation center on 8<sup>th</sup> 9<sup>th</sup> October 2010.

**The Pretoria Lace Guild** is also planning an exhibition on September 18<sup>th</sup> 2010, at the Lynnwood Scout Hall, 431 Rodericks Street, Lynnwood, Pretoria.

The quilters, embroiderers and weavers of Pretoria will also be there and the Scouts will be organizing the parking arrangements.

### PLEASE NOTE:

I no longer have a Telkom telephone line  
Only available on Cell phone and Internet.  
Open by Appointment only

### PLEASE PHONE, FAX OR E-MAIL TO CHECK IF I'M AVAILABLE.

I still take a selection of goods to:

**The ROOSEVELT PARK  
RECREATION CENTRE,  
C/o Preller and Anton van Wouw Street,  
Roosevelt Park,**

For the WITWATERSRAND LACE GUILD meeting. 12 noon to 4pm on the 2<sup>nd</sup> Saturday of each month.

For the WITWATERSRAND EMBROIDERY GUILD meetings, at the same venue, on the 2nd Tuesday of each month, 10 am to 12noon

and the 4<sup>th</sup> Saturday of each month, 2 to 4pm.

On the 3<sup>rd</sup> Saturday of each month I take a selection of goods to the PRETORIA LACE GUILD meeting, 9am to 12.00 noon,

at the Lynnwood Scout Hall,  
431 Rodericks Street, Lynnwood.

**If you wish me to take anything special to any of these meetings please contact me beforehand.**

### All parking fees will go to the Scout troop to help fund their activities.

I have a list of supplies available, if needed contact me via E-mail. I have a great deal of stock for both lacemaking and embroidery.

Best wishes from

**Janis Savage  
t/a THE LACE PLACE, Plot 36,  
Glover Road, Alsef, Honeydew, Gauteng**



**Christmas in July**

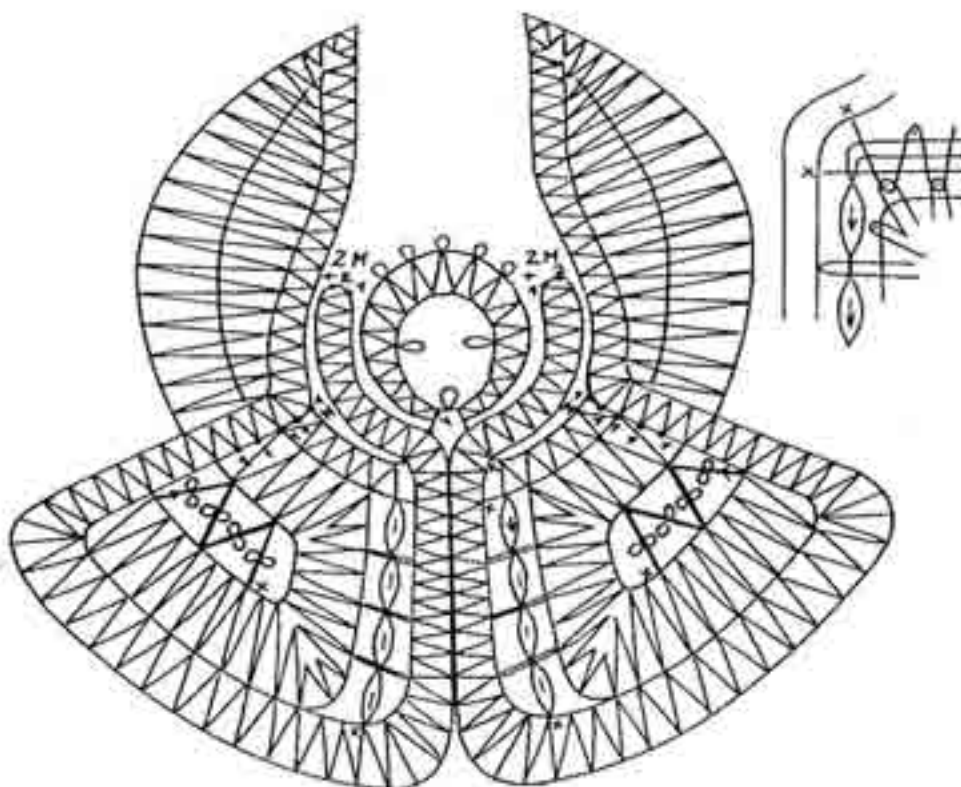
I love Christmas it is a time we actually make more time to see our friends and family in the year. So I try and make Christmas a special time. Angels, snow and trees are a few things which are associated with Christmas. Here are a few ideas and pickings' to make. But please come and share your pickings' with us as well. Some of the pickings' are from Jean Horn and Mary Hughes, our own lace inspirers.



KRIPPENBILD IN KNOSPENFORM

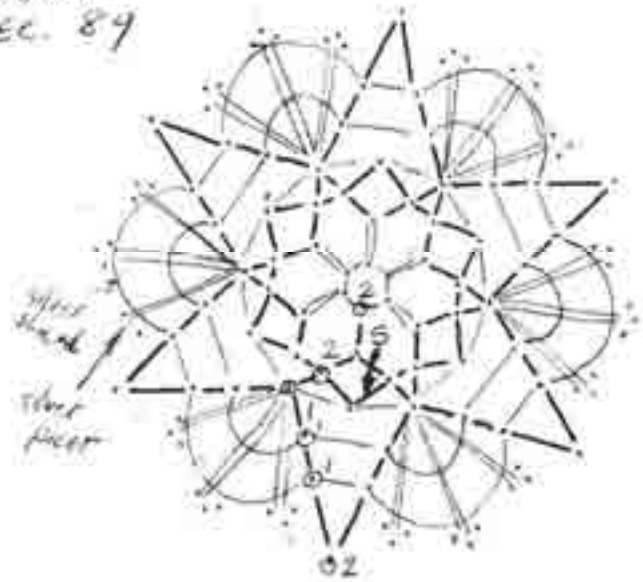
Klöppelt: 11 Puars  
Maßstab: Latnen 60/2

KonradHann

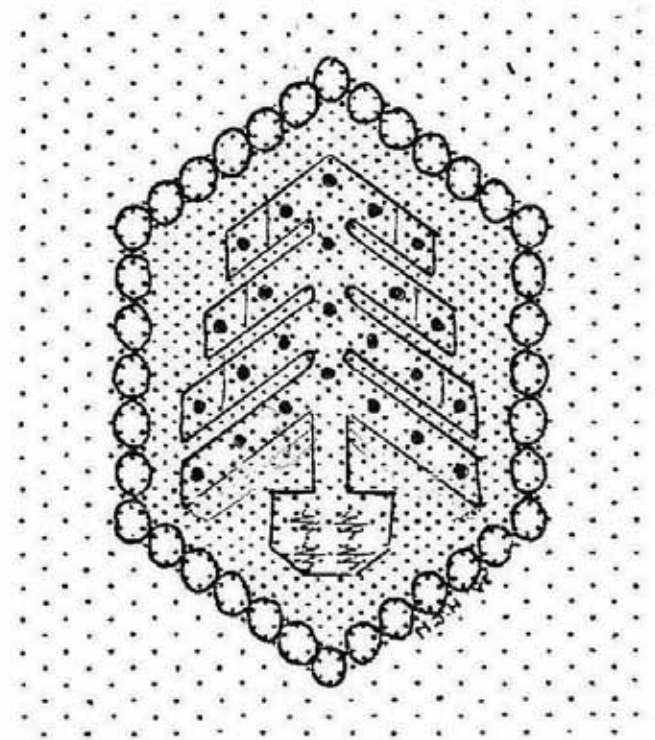





BURDA  
DEC. 89



.....of TREES AND BEADS 2



56 pairs bobbins 50 D.M.C retors or equivalent.  
3 pairs gimps 8 D.M.C perle.

## Snippets

### Emily Hobhouse



Human rights fighter during the Anglo Boer War.  
The first Lace School in SA was established by her. (see Page 4)

### September Issue

Contributions before  
13 August 2010  
Send to  
[louislmo@gmail.com](mailto:louislmo@gmail.com)  
or  
[renmic@vodamail.co.za](mailto:renmic@vodamail.co.za)

### LACEMAKER'S PRAYER

Guide my hands with speed and  
grace  
To weave the intricacies of this  
lace.  
Let the bobbins weave with ease  
To create a pattern that will  
please.

Let there be Love in its creation  
And give it Artistry in its inspira-  
tion.  
May special Care keep the threads  
from breaking  
And give me Energy for its mak-  
ing.

Allow this lace to bring joy and  
pleasure  
And give to others a lifelong  
treasure.

~Unknown~

### Suppliers

Janis Savage	The Lace Place	082 807 7858
Kees Jonkers	Telephone Orders Only	011 465 5642
Spinnerin	45 Surprise Road	011 967 2355
	Brentwood Park, Benoni	011 963 0331 (fax)